

MetWest AlphaTrak 500 Fund

As of March 31, 2012

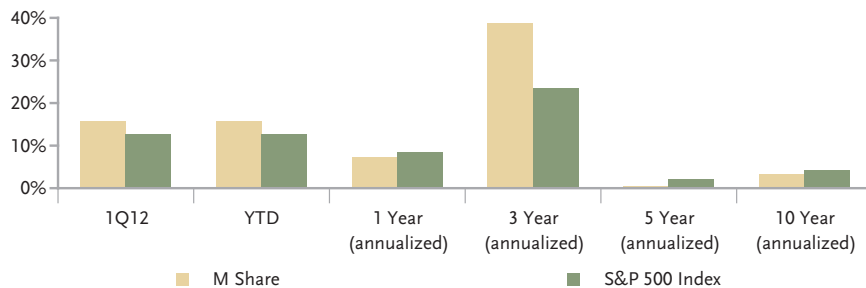
Fund Information

	M Share
Symbol	MWATX
Cusip	592905400
Inception Date	6/29/98
3/31/12 NAV	\$4.63
Minimum Investment	\$5,000
Distributions	Quarterly
Portfolio Turnover (1 Year Ended 3/31/12)	31.28%
SEC Yield (30 Day Current Yield Ended 3/31/12)	0.42%

The SEC yield is the average annualized net investment income per share for the 30-day period ended on the last day of the month. The yield for the M Share Class would have been -1.68%, if the fee waiver and/or expense reimbursement did not apply.

Fund Performance


	1Q12	YTD	1 Year	3 Years	5 Years	10 Years	Since Inception
M Share (%)	15.75	15.75	7.35	38.65	0.32	3.17	3.22
S&P 500 Index (%) ¹	12.59	12.59	8.54	23.39	2.01	4.12	3.40 ²




Fund Performance by Year

	2007	2008	2009	2010	2011	YTD 2012
M Share (%)	1.56	-52.66	39.68	31.91	-1.27	15.75
S&P 500 Index (%) ¹	5.50	-37.00	26.47	17.29	2.11	12.59
Net Assets – M Share (\$mil)	183	79	21	13	6	5

Portfolio Managers



Tad Rivelle
Chief Investment Officer—Fixed Income
Group Managing Director
Joined TCW in 2009
Investment experience since 1986
Experience: Metropolitan West Asset Mgmt; Hotchkis and Wiley; PIMCO
Education: BS, Yale; MS, University of Southern California; MBA, UCLA Anderson



Stephen M. Kane, CFA
Group Managing Director
U.S. Fixed Income
Joined TCW in 2009
Investment experience since 1990
Experience: Metropolitan West Asset Mgmt; Hotchkis and Wiley; PIMCO; Union Bank
Education: BS, UC Berkeley; MBA, University of Chicago

Expense Ratio Fiscal Year Ended 3/31/11

	M Share
Net (%) [*]	0.91
Gross (%)	1.89

^{*}Expenses reflect a contractual agreement by the Adviser to reduce its fees and/or absorb certain expenses to limit the fund's total annual operating expenses until July 31, 2012, unless terminated earlier by the Board of Trustees. For more information about fees and expenses, please read the prospectus. Performance would have been lower if fees had not been waived in various periods.

The performance data presented represents past performance and is no guarantee of future results. Total returns include reinvestment of dividends and distributions. Current performance may be lower or higher than the performance data presented. Performance data current to the most recent month end is available on the Fund's website at www.mwamlc.com/funds_monthly.php. Investment returns and principal value will fluctuate with market conditions. The value of an investment in the Fund, when redeemed, may be worth more or less than its original purchase cost.


¹ S&P 500 Index is a capitalization-weighted index of 500 stocks designed to measure performance of the broad domestic economy through changes in the aggregate market value of 500 stocks representing all major industries. The index is not available for direct investment; therefore its performance does not reflect a reduction for fees or expenses incurred in managing a portfolio. The securities in the index may be substantially different from those in the Fund.

² For period 6/29/98 – 3/31/12

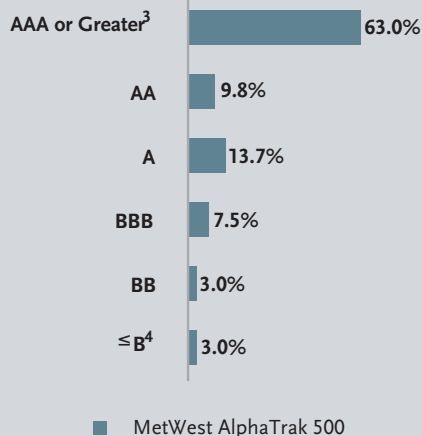
Funds investing in U.S. government-guaranteed securities, including the AlphaTrak 500 Fund, are neither insured nor guaranteed by the U.S. Government and neither the Fund nor its yield is guaranteed by the U.S. Government.

MetWest AlphaTrak 500 Fund as of March 31, 2012

Sector Analysis



Quality Analysis²



Source: TCW MetWest

Portfolio Profile

	MetWest	S&P 500 Index
Number of Securities	78	500
Average Duration	0.64 Years	0.21 Years
Average Maturity	2.81 Years	0.21 Years

Source: TCW MetWest

1 Other represents swaps and municipals.

2 MetWest receives credit quality rating on the underlying securities held by the fund from Moody's, Standard & Poors and Fitch. MetWest created the "Quality Distribution" breakdown by taking the highest rating of the three agencies when two or three of the agencies rate a security. If only one agency rated a security, MetWest will use that rating. This Fund's portfolio does not currently contain any unrated securities.

3 UST and U.S. Agency ratings are all categorized under AAA or greater bucket.

4 Holdings ≤ B were purchased at B or better.

Investment Objective and Approach

The AlphaTrak 500 Fund seeks to achieve a total return that exceeds the total return of the S&P 500 Index.

The AlphaTrak 500 Fund is an enhanced equity index fund that combines a short duration fixed income portfolio with non-leveraged investments in S&P 500 index futures and S&P 500 swaps. Under normal market conditions, the Fund will invest in S&P 500 index futures contracts and swaps with a contractual or "notional" value substantially equal to the Fund's total assets. The Fund normally invests at least 85% of assets in fixed-income securities rated investment grade or higher. Up to 15% may be invested in below investment grade debt. While offering higher yields, these securities generally are considered more speculative and are subject to greater risks than higher-rated bonds.

A word about risk: The primary risks affecting this Fund are "interest rate risk" (including "extension risk" and "prepayment risk"), "liquidity risk," "derivatives risk," "foreign securities risk," "credit risk" and "junk bond risk." Interest rate risk refers to the possibility that the value of the Fund's portfolio investments may fall since fixed income securities generally fall in value when interest rates rise. Extension risk is the possibility that rising interest rates may cause owners of the underlying mortgages to pay off their mortgages at a slower than expected rate. This particular risk may effectively change a security which was considered short or intermediate term into a long-term security. Long-term securities generally drop in value more dramatically in response to rising interest rates than short or intermediate-term securities. Prepayment risk refers to the possibility that falling interest rates may cause owners of the underlying mortgages to pay off their mortgages at a faster than expected rate. This tends to reduce returns since the funds prepaid will have to be reinvested at the then lower prevailing rates. Derivatives risk refers to the risk that changes in the value of a derivative may not correlate perfectly with the underlying asset. Liquidity risk refers to the possibility that the Fund may lose money or be prevented from earning capital gains if it cannot sell a security at the time and price that is most beneficial to the Fund. Foreign security risk refers to the value of the Fund's investments in foreign securities on changing currency values, political and economic environments in the countries where the Fund invests. Credit risk refers to the loss in the value of a security based on a default in the payment of principle and/or interest of the security, or the perception of the market of such default. Junk bond risk is the risk that these bonds have a higher degree of default risk and may be less liquid and subject to greater price volatility than investment grade bonds. The value of the Fund's share price will fluctuate up or down based on the value of the portfolio holdings, which can be affected by these risks.

You should consider the investment objectives, risks, charges and expenses of the MetWest AlphaTrak 500 Fund carefully before investing. The Fund's Prospectus and Summary Prospectus contain this and other information about the Fund. To receive a Prospectus, please call 1-800-241-4671 or you may download the Prospectus from the Fund's website at www.mwamllc.com/literature.php. Read it carefully before you invest or send money.