

# METWEST

MetWest is a wholly-owned subsidiary of The TCW Group, Inc.

## FUND INCEPTION DATE

June 30, 2003 (M-Class)

## TOTAL FUND ASSETS

\$215.1 million

## SHARE CLASSES

MWSTX: M-Class

MWSIX: I-Class

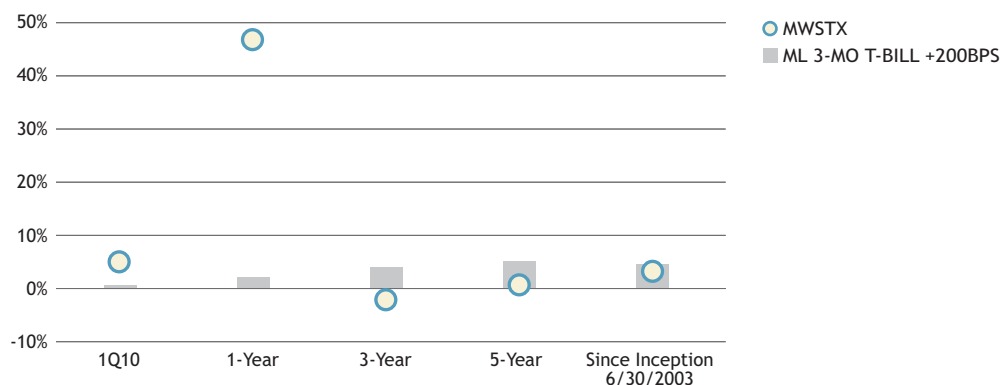
# METROPOLITAN WEST STRATEGIC INCOME FUND

RETAIL M-CLASS FACT SHEET AS OF MARCH 31, 2010

## Net Performance Total Returns

3/31/2010

	1Q10	Annualized				
		1-year	3-year	5-year	10-year	Since Inception 06/30/2003
MWSTX <sup>1</sup>	4.88%	46.49%	-1.80%	0.77%	-	3.40%
Merrill Lynch 3-Month T-Bill +200 bps <sup>2</sup>	0.51%	2.19%	4.04%	4.98%	-	4.57%
<i>Under/Outperformance</i>	<i>437 bps</i>	<i>4430 bps</i>	<i>-584 bps</i>	<i>-421 bps</i>	<i>-</i>	<i>-117 bps</i>



The performance data quoted represents past performance and does not guarantee future results. Current performance may be lower or higher. Performance data current to the most recent month-end may be obtained at [www.mwamllc.com](http://www.mwamllc.com). The investment return and principal value of an investment will fluctuate so that shares, when redeemed, may be worth more or less than their original cost. The Fund offers another class, the performance for which will vary due to fees and expenses.

For MWSTX the total expense ratio is 0.81% and the net expense ratio is 0.60%. Expenses reflect a contractual agreement by the Advisor to reduce its fees and/or absorb expenses to limit the fund's total annual operating expenses until March 31, 2011. For more information about fees and expenses, please read the prospectus.

Bond Funds have the same interest rate, high yield and credit risks associated with the underlying bonds in the portfolio, all of which could reduce the Fund's value. As interest rates rise, the value of the Fund can decline and an investor can lose principal. The Strategic Income Fund uses sophisticated investment techniques, including the use of derivatives, and may not be suitable for all investors.

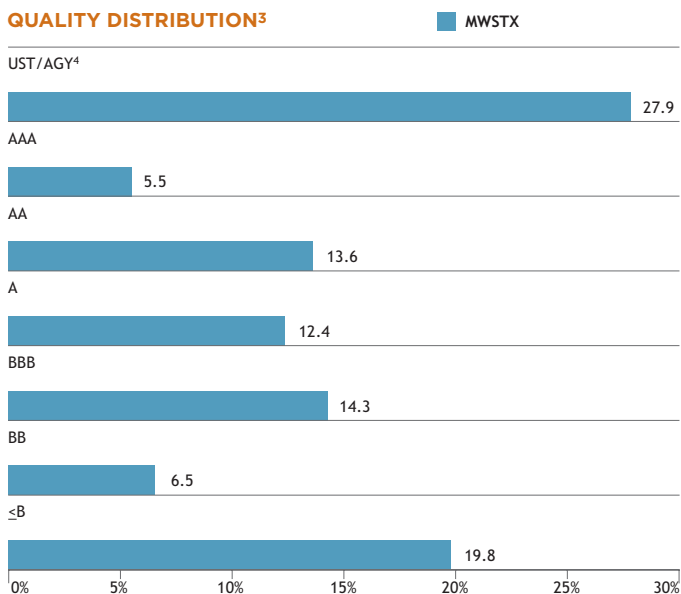
You should consider the investment objectives, risks, charges and expenses of the Metropolitan West Funds carefully before investing. The Metropolitan West Strategic Income Fund is closed to new investors. Please consult the prospectus for more information. A prospectus with this and other information about the funds may be obtained by calling (800) 241-4671 or download one at [www.mwamllc.com](http://www.mwamllc.com). It should be read carefully before investing.

<sup>1</sup>Total return figures assume reinvestment of all distributions. Total returns reflect fee waivers in effect. Without fee waivers, returns would have been lower.

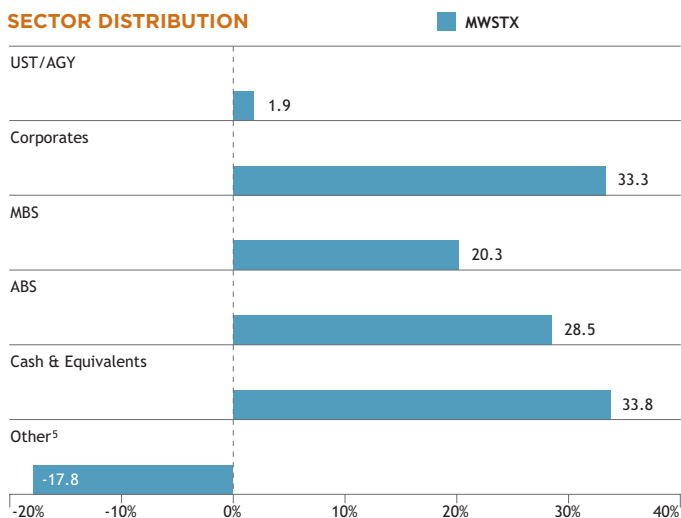
<sup>2</sup>The Merrill Lynch 3-Month Treasury Bill Index is comprised of a single U.S. Treasury issue with approximately three months to final maturity purchased at the beginning of each month and held for one full month. At the end of the month, that issue is sold and rolled into a newly selected issue. The Adviser has selected the Index plus 200 basis points (2%) as the appropriate benchmark for performance comparison purposes. The index is unmanaged, and is not available for direct investment. Unlike a mutual fund, the performance of an index assumes no taxes, transaction costs, management fees, or other expenses. The securities in the Fund may differ substantially from those in the index.

Shares of Metropolitan West Funds are distributed by PFPC Distributors, Inc., 760 Moore Road, King of Prussia, PA 19406. DFU 4/10

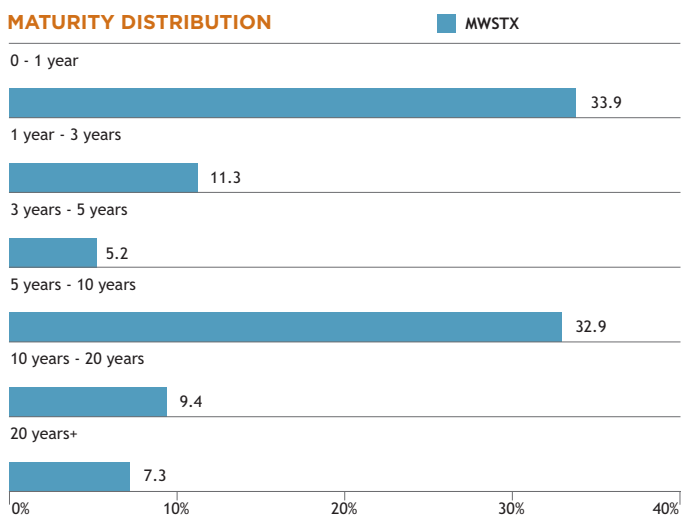
### QUALITY DISTRIBUTION<sup>3</sup>



### SECTOR DISTRIBUTION



### MATURITY DISTRIBUTION



### OBJECTIVE

The Strategic Income Fund seeks to maximize long-term total return without tracking any particular markets or indices.

### DESCRIPTION

The Strategic Income Fund's strategies strive to provide consistent absolute positive annual returns uncorrelated to cyclical market downturns. MWSTX's three primary components are:

- > Seek to achieve at least 200 basis points of excess return to the risk-free rate as measured by 90-day T-bills to realize a high degree of positive returns each year.
- > Will strive to deliver consistent positive returns uncorrelated to negative market cycles.
- > Exploit all of the different markets and variety of financial instruments available in the marketplace.

### FUND HIGHLIGHTS

- > The Fund is team managed by Tad Rivelle, Laird Landmann, and Steve Kane, CFA who, on average, have over 22 years investment management experience.

### FUND FACTS AS OF MARCH 31, 2010

Total Fund Assets (in millions);	\$215.1	
Capital Gains Paid	Annually	
Dividends Paid	Monthly	
	M-Class	I-Class
Inception Date	6/30/03	3/31/04
Expense Ratio	Performance-based <sup>6</sup>	
Ticker Symbol	MWSTX	MWSIX
Cusip Number	592905830	592905822
30-Day Yield	7.91%	6.91%
Minimum Purchase	\$5,000	\$3 million
Minimum Purchase IRA	\$1,000	

### PORTFOLIO CHARACTERISTICS

Average Duration (years)	1.20
Average Maturity (years)	4.98

<sup>3</sup> Quality ratings by Moody's, Standard & Poor's and Fitch refer to portfolio securities and not to the fund itself. Securities rated below BBB are considered more speculative and are subject to greater risks than higher rated bonds. Portfolio composition may change at any time.

<sup>4</sup> Quality Distribution UST/AGY % includes mortgage-backed and asset-backed securities that are issued by the U.S. Government and government agencies.

<sup>5</sup> Other represents swaps.

<sup>6</sup> The management fee paid to the Adviser for providing services to the Fund consists of a basic annual fee of 1.20% of the Fund's average net assets and a performance adjustment, resulting in a minimum fee of 0.50% and a maximum fee of 1.90%. The expenses of the Fund are affected by the performance based fee which can vary. Please refer to the prospectus for the complete fee structure.

## METWEST

MetWest is a wholly-owned subsidiary of The TCW Group, Inc.

### Metropolitan West Asset Management

865 South Figueroa Street

Los Angeles, CA 90017

TEL 213 244 0000 FAX 213 244 0771

For more information, visit the Metropolitan West Funds Website at [www.mwamlc.com](http://www.mwamlc.com) including current distributions, daily prices, recent month-end performance, and prospectus.