

METWEST

MetWest is a wholly-owned subsidiary of The TCW Group, Inc.

FUND INCEPTION DATE

June 28, 2002 (I-Class)

TOTAL FUND ASSETS

\$207.6 million

SHARE CLASSES

MWIMX: M-Class

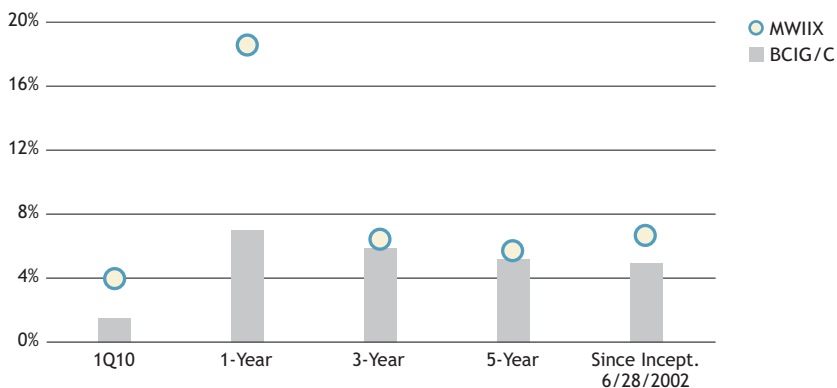
MWIIX: I-Class

METROPOLITAN WEST INTERMEDIATE BOND FUND

INSTITUTIONAL I-CLASS FACT SHEET AS OF MARCH 31, 2010

Net Performance Total Returns 3/31/2010

	1Q10	Annualized				
		1-year	3-year	5-year	10-year	Since Inception 06/28/2002
MWIIX ¹	3.90%	18.57%	6.45%	5.68%	-	6.58%
Barclays Capital Int. Govt/Credit ²	1.54%	6.92%	5.87%	5.16%	-	4.97%
<i>Under/Outperformance</i>	<i>236 bps</i>	<i>1165 bps</i>	<i>58 bps</i>	<i>52 bps</i>	<i>-</i>	<i>161 bps</i>



The performance data quoted represents past performance and does not guarantee future results. Current performance may be lower or higher. Performance data current to the most recent month-end may be obtained at www.mwamllc.com. The investment return and principal value of an investment will fluctuate so that shares, when redeemed, may be worth more or less than their original cost. The fund offers another class, the performance for which will vary due to fees and expenses.

For MWIIX the total expense ratio is 0.57% and the net expense ratio is 0.44%. The Fund incurred Acquired Fund Fees and Expenses for the year ended March 31, 2009, and the ratio of annualized operating expenses to average net assets for that year was 0.45%. Expenses reflect a contractual agreement by the Adviser to reduce its fees and/or absorb expenses to limit the fund's total annual operating expenses until March 31, 2011. For more information about fees and expenses, please read the prospectus.

Bond Funds have the same interest rate, yield and credit risks associated with the underlying bonds in the portfolio, all of which could reduce the Fund's value. As interest rates rise, the value of the Fund can decline and an investor can lose principal.

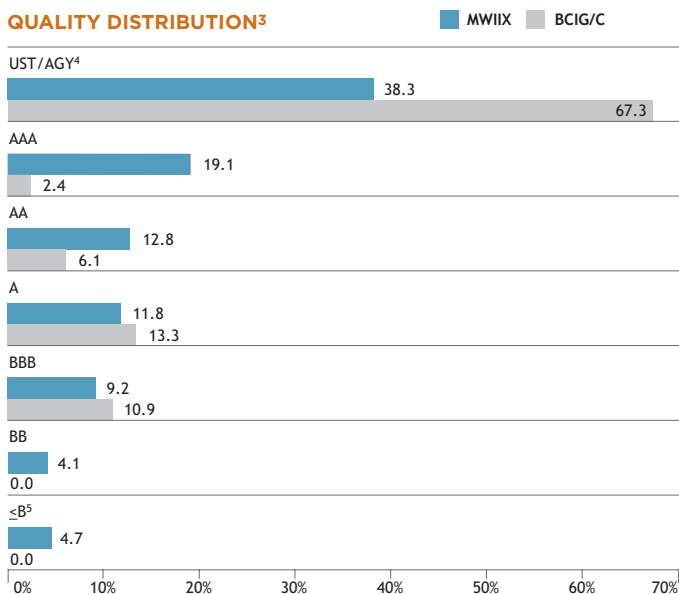
You should consider the investment objectives, risks, charges and expenses of the Metropolitan West Funds carefully before investing. A prospectus with this and other information about the funds may be obtained by calling (800) 241-4671 or download one at www.mwamllc.com. It should be read carefully before investing.

¹Total return figures assume reinvestment of all distributions. Total returns reflect fee waivers in effect. Without fee waivers returns would have been lower.

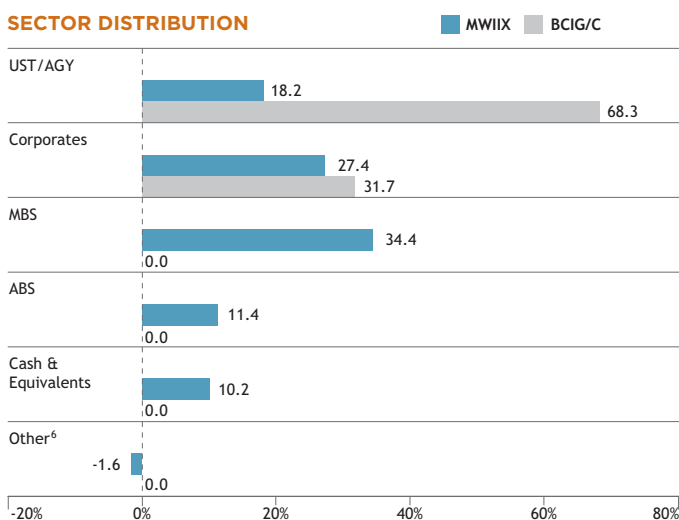
²The Barclays Capital Intermediate Government/Credit Index measures the performance of intermediate (1-10 year) government and corporate fixed rate debt issues and is an unmanaged index not available for direct investment. The Index includes fixed rate debt issues rated investment grade or higher. Unlike a mutual fund, the performance of an index assumes no taxes, transaction costs, management fees or other expenses. The securities in the Fund may differ substantially from those in the index.

Shares of Metropolitan West Funds are distributed by PFPC Distributors, Inc., 760 Moore Road, King of Prussia, PA 19406. DFU 4/10

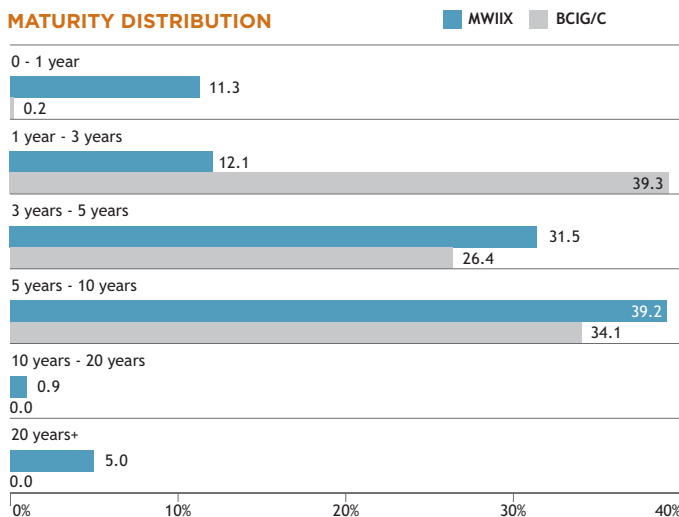
QUALITY DISTRIBUTION³



SECTOR DISTRIBUTION



MATURITY DISTRIBUTION



OBJECTIVE

The Intermediate Bond Fund seeks to maximize current income, consistent with the preservation of capital.

DESCRIPTION

The Intermediate Bond Fund will maintain an average duration between 1 and 6 years, and is normally expected to be within one year of the duration of the Barclays Capital Intermediate Government/Credit Index. Investments can include government and corporate debt securities, mortgage and other asset-backed securities, money market instruments and derivatives. The Fund can invest up to 10% in issues rated below BBB, but no lower than B.

FUND HIGHLIGHTS

- > The Fund is team managed by Tad Rivelle, Laird Landmann, and Steve Kane, CFA who, on average, have over 22 years investment management experience.
- > Attempts to add value over the benchmark and control risk through the measured and diversified application of five investment strategies.

FUND FACTS AS OF MARCH 31, 2010

Total Fund Assets (in millions);	\$207.6	
Capital Gains Paid	Annually	
Dividends Paid	Monthly	
	M-Class	I-Class
Inception Date	6/30/03	6/28/02
Net Expense Ratio	0.65	0.44
Ticker Symbol	MWIMX	MWIIX
Cusip Number	592905863	592905855
30-Day Yield	5.32%	5.45%
Minimum Purchase	\$5,000	\$3 million
Minimum Purchase IRA	\$1,000	-
Standard Deviation 3-yr period	4.17%	4.20%
Standard Deviation 5-yr period	3.43%	3.45%
PORTFOLIO CHARACTERISTICS		
Average Duration (years)	3.67	
Average Maturity (years)	5.95	

³ Quality ratings by Moody's, Standard & Poor's and Fitch, such as "AAA", refer to portfolio securities and not to the Fund itself. Securities rated below BBB are considered more speculative and are subject to greater risks than higher rated bonds. Portfolio composition may change at any time.

⁴ Quality Distribution UST/AGY % includes mortgage-backed and asset-backed securities that are issued by the U.S. Government and government agencies.

⁵ Holdings ≤B were purchased at B or better.

⁶ Other represents swaps and municipals.

METWEST

MetWest is a wholly-owned subsidiary of The TCW Group, Inc.

Metropolitan West Asset Management

865 South Figueroa Street

Los Angeles, CA 90017

TEL 213 244 0000 FAX 213 244 0771

For more information, visit the Metropolitan West Funds Website at www.mwamllc.com including current distributions, daily prices, recent month-end performance, and prospectus.